

CHELAN FIRE AND RESCUE



**January 2018
Incident Statistics**

Chelan Fire & Rescue

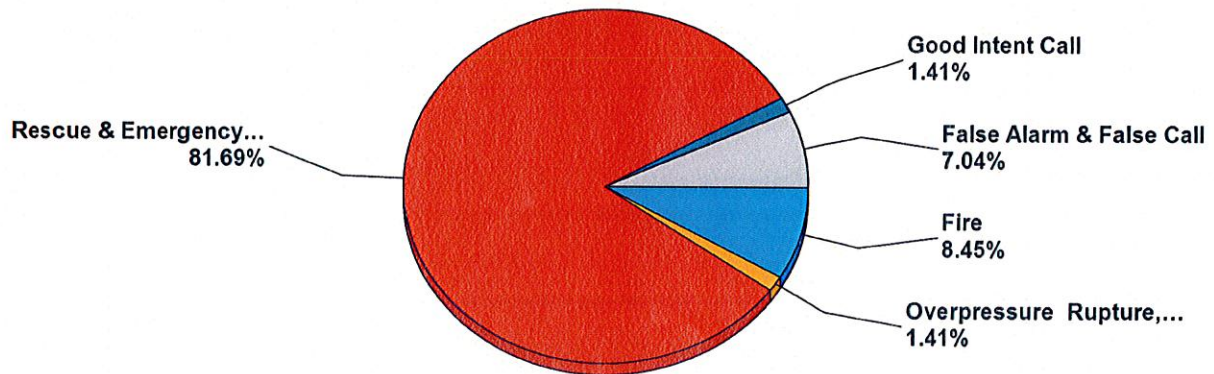
Chelan, WA

This report was generated on 3/21/2018 9:53:33 AM



Response Activity Breakdown by Category for Date Range

Start Date: 01/01/2018 | End Date: 01/31/2018



| MAJOR INCIDENT TYPE | # INCIDENTS | % of TOTAL |
|--|-------------|----------------|
| Fire | 6 | 8.45% |
| Overpressure Rupture, Explosion, Overheat(no fire) | 1 | 1.41% |
| Rescue & Emergency Medical Service Incident | 58 | 81.69% |
| Good Intent Call | 1 | 1.41% |
| False Alarm & False Call | 5 | 7.04% |
| TOTAL | 71 | 100.00% |

Only REVIEWED incidents included

Chelan Fire & Rescue

Chelan, WA

This report was generated on 3/21/2018 9:56:24 AM



Incident Statistics

Start Date: 01/01/2018 | End Date: 01/31/2018

| INCIDENT COUNT | | | |
|--|---------------------------|-------------------------|-----------------------------|
| INCIDENT TYPE | | # INCIDENTS | |
| EMS | | 58 | |
| FIRE | | 13 | |
| TOTAL | | 71 | |
| TOTAL TRANSPORTS (N2 and N3) | | | |
| APPARATUS | # of APPARATUS TRANSPORTS | # of PATIENT TRANSPORTS | TOTAL # of PATIENT CONTACTS |
| TOTAL | | | |
| PRE-INCIDENT VALUE | | LOSSES | |
| \$99,328.00 | | \$2,000.00 | |
| CO CHECKS | | | |
| TOTAL | | | |
| MUTUAL AID | | | |
| Aid Type | | Total | |
| Aid Given | | 5 | |
| OVERLAPPING CALLS | | | |
| # OVERLAPPING | | % OVERLAPPING | |
| 4 | | 5.63 | |
| LIGHTS AND SIREN - AVERAGE RESPONSE TIME (Dispatch to Arrival) | | | |

| Station | EMS | FIRE |
|--|---------|----------------|
| Chelan County | 0:06:39 | |
| S71 - City of Chelan | 0:03:49 | 0:07:28 |
| S72 - Chelan Falls | 0:10:37 | 0:07:12 |
| S74 - Howard Flats, Chelan Airport | 0:12:38 | 0:10:35 |
| S75 - South Lakeshore | 0:15:34 | |
| S76 - North Shore | 0:08:06 | |
| S77 - Bear Mountain, Hawks Meadow, Pat & Mikes | 0:07:38 | |
| AVERAGE FOR ALL CALLS | | 0:06:02 |

| LIGHTS AND SIREN - AVERAGE TURNOUT TIME (Dispatch to Enroute) | | |
|---|---------|---------|
| Station | EMS | FIRE |
| Chelan County | 0:00:47 | |
| S71 - City of Chelan | 0:01:38 | 0:04:09 |
| S72 - Chelan Falls | 0:01:40 | 0:02:05 |

Only Reviewed Incidents included. CO Checks only includes Incident Types: 424, 736 and 734. # Apparatus Transports = # of incidents where apparatus transported. # Patient Transports = # of PCR with disposition "Treated, Transported by EMS". # Patient Contacts = # of PCR contacted by apparatus. This report now returns both NEMSIS 2 & 3 data as appropriate.

| S74 - Howard Flats, Chelan Airport | 0:01:30 | 0:02:21 |
|---|---------|-------------------------------|
| S75 - South Lakeshore | 0:01:20 | |
| S76 - North Shore | 0:02:27 | |
| S77 - Bear Mountain, Hawks Meadow, Pat & Mikes | 0:01:42 | |
| AVERAGE FOR ALL CALLS | | 0:02:02 |
| AGENCY | | AVERAGE TIME ON SCENE (MM:SS) |
| Chelan Fire & Rescue | | 23:56 |

Only Reviewed Incidents included. CO Checks only includes Incident Types: 424, 736 and 734. # Apparatus Transports = # of incidents where apparatus transported. # Patient Transports = # of PCR with disposition "Treated, Transported by EMS". # Patient Contacts = # of PCR contacted by apparatus. This report now returns both NEMSIS 2 & 3 data as appropriate.

Chelan Fire & Rescue

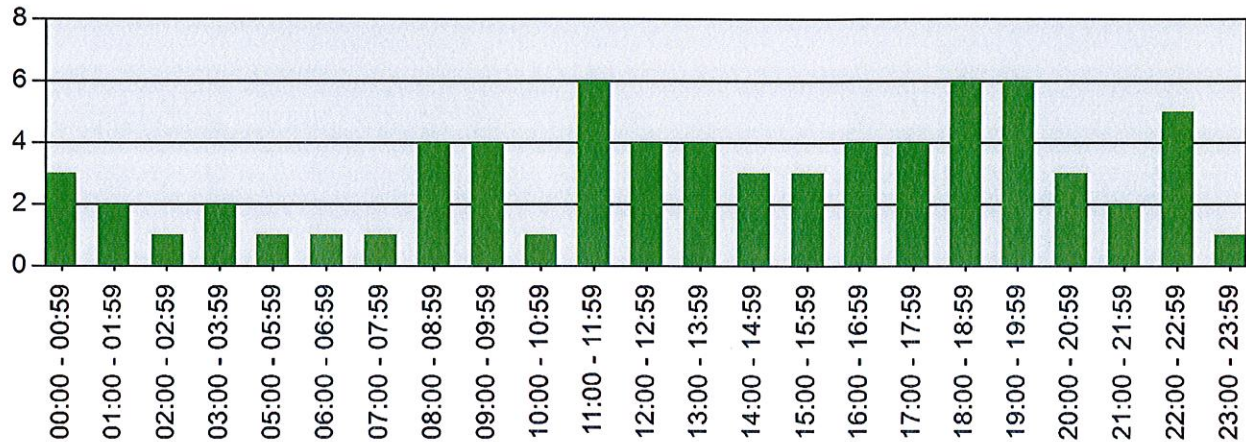
Chelan, WA

This report was generated on 3/21/2018 9:59:26 AM



Incidents by Hour for Station for Date Range

Station: All Stations | Start Date: 01/01/2018 | End Date: 01/31/2018



| Hour | # Incidents |
|---------------|-------------|
| 00:00 - 00:59 | 3 |
| 01:00 - 01:59 | 2 |
| 02:00 - 02:59 | 1 |
| 03:00 - 03:59 | 2 |
| 04:00 - 04:59 | 0 |
| 05:00 - 05:59 | 1 |
| 06:00 - 06:59 | 1 |
| 07:00 - 07:59 | 1 |
| 08:00 - 08:59 | 4 |
| 09:00 - 09:59 | 4 |
| 10:00 - 10:59 | 1 |
| 11:00 - 11:59 | 6 |
| 12:00 - 12:59 | 4 |
| 13:00 - 13:59 | 4 |
| 14:00 - 14:59 | 3 |
| 15:00 - 15:59 | 3 |
| 16:00 - 16:59 | 4 |
| 17:00 - 17:59 | 4 |
| 18:00 - 18:59 | 6 |
| 19:00 - 19:59 | 6 |
| 20:00 - 20:59 | 3 |
| 21:00 - 21:59 | 2 |
| 22:00 - 22:59 | 5 |
| 23:00 - 23:59 | 1 |

Only REVIEWED incidents included.

Chelan Fire & Rescue

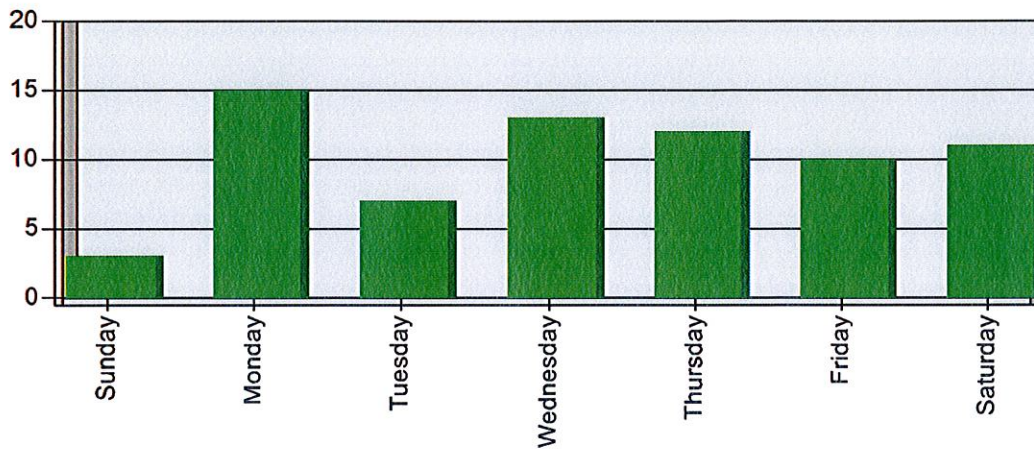
Chelan, WA

This report was generated on 3/21/2018 10:00:32 AM



Incidents by Day of the Week for Date Range

Start Incident Type: 100 | End Incident Type: 911 | Start Date: 01/01/2018 | End Date: 01/31/2018



| DAY OF THE WEEK | # INCIDENTS |
|-----------------|-------------|
| Sunday | 3 |
| Monday | 15 |
| Tuesday | 7 |
| Wednesday | 13 |
| Thursday | 12 |
| Friday | 10 |
| Saturday | 11 |
| TOTAL | 71 |



**EMERGENCY
REPORTING**

emergencyreporting.com

Doc Id: 1284

Page # 1

Chelan Fire & Rescue

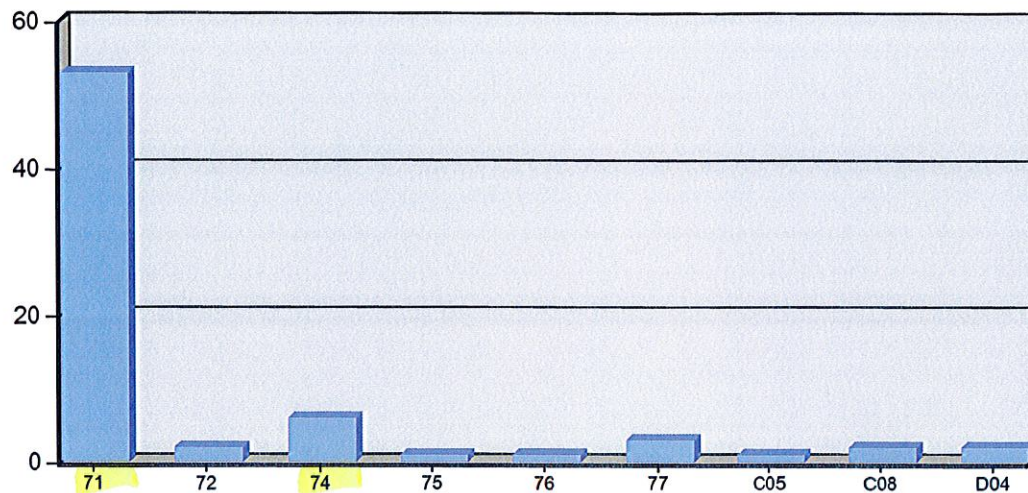
Chelan, WA

This report was generated on 3/21/2018 9:57:19 AM



Incident Count per Zone for Date Range

Start Date: 01/01/2018 | End Date: 01/31/2018



| ZONE | # INCIDENTS |
|---|-------------|
| 71 - City of Chelan | 53 |
| 72 - Chelan Falls | 2 |
| 74 - Howard Flats, Chelan Airport | 6 |
| 75 - South Lakeshore | 1 |
| 76 - Northshore | 1 |
| 77 - Bear Mountain, Hawks Meadow, Pat & Mikes | 3 |
| C05 - Chelan County Fire Protection District 5 | 1 |
| C08 - Chelan County Fire Protection District 8 | 2 |
| D04 - Douglas County Fire Protection District 4, Orondo | 2 |

TOTAL: 71

Zone information is defined on the Basic Info 3 screen of an incident. Only REVIEWED incidents included.

Chelan Fire & Rescue

Chelan, WA

This report was generated on 3/21/2018 10:07:01 AM



Count of Overlapping Incidents for Month for Year

Month: January | Year: 2018

| # OVERLAPPING | % OVERLAPPING | TOTAL |
|---------------|---------------|-------|
| 4 | 5.63 | 71 |

| OVERLAPPING INCIDENT DETAILS | | | | | |
|------------------------------|-----------------------|------------|---------------|--|--|
| ALARM | CLEAR/CANCEL | INCIDENT # | INCIDENT TYPE | STATION | ZONE |
| 1/10/2018 | | | | | |
| 1/10/2018 6:55:19 AM | 1/10/2018 9:58:28 AM | 2018-21 | 322 | S77 - Bear Mountain, Hawks Meadow, Pat & Mikes | City of Chelan |
| 1/10/2018 8:51:45 AM | 1/10/2018 9:12:57 AM | 2018-22 | 321 | S71 - City of Chelan | City of Chelan |
| 1/22/2018 | | | | | |
| 1/22/2018 11:48:42 AM | 1/22/2018 12:57:35 PM | 2018-52 | 321 | Chelan County | Chelan County Fire Protection District 8 |
| 1/22/2018 12:40:15 PM | 1/22/2018 1:03:10 PM | 2018-53 | 321 | S71 - City of Chelan | City of Chelan |

Percentage of incidents overlapping from total incidents in month, year. Compared incident time range as either Alarm to Cancel or Alarm to Clear for incidents that have either Cancel or Clear time recorded. Reviewed calls only. Group by date. Displays date, incident number, incident type (numeric only), zone, and station.



EMERGENCY REPORTING

emergencyreporting.com

Doc Id: 1120

Page # 1

Chelan Fire & Rescue

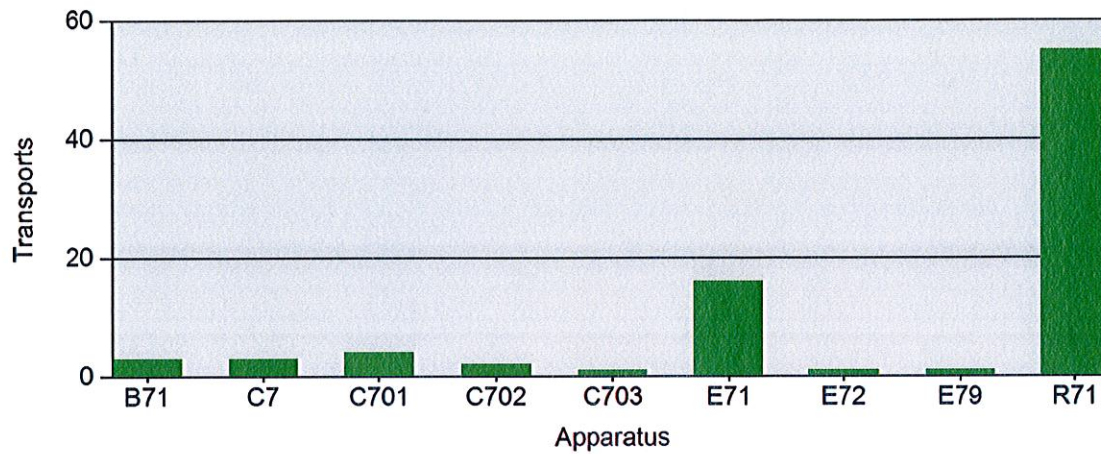
Chelan, WA

This report was generated on 3/21/2018 10:05:09 AM



Incident Count per Apparatus for Date Range

Start Date: 01/01/2018 | End Date: 01/31/2018



| APPARATUS | # of INCIDENTS |
|-----------|----------------|
| B71 | 3 |
| C7 | 3 |
| C701 | 4 |
| C702 | 2 |
| C703 | 1 |
| E71 | 16 |
| E72 | 1 |
| E79 | 1 |
| R71 | 55 |

Canceled apparatus (per the THIS APPARATUS WAS CANCELLED checkbox on Basic Info 4) not included. Only REVIEWED incidents included.