

CHELAN FIRE AND RESCUE



**April 2018
Incident Statistics**

Chelan Fire & Rescue

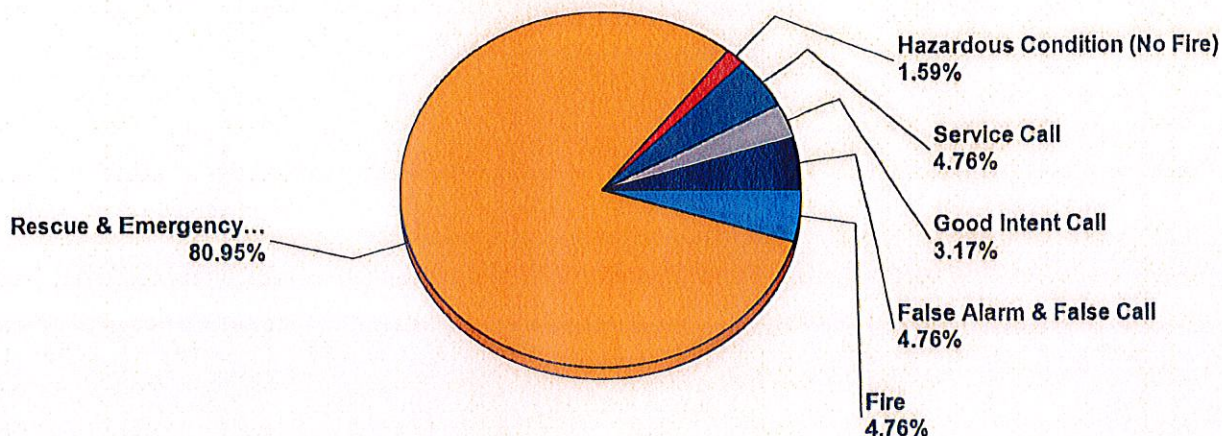
Chelan, WA

This report was generated on 5/9/2018 2:47:15 PM



Response Activity Breakdown by Category for Date Range

Start Date: 04/01/2018 | End Date: 04/30/2018



MAJOR INCIDENT TYPE	# INCIDENTS	% of TOTAL
Fire	3	4.76%
Rescue & Emergency Medical Service Incident	51	80.95%
Hazardous Condition (No Fire)	1	1.59%
Service Call	3	4.76%
Good Intent Call	2	3.17%
False Alarm & False Call	3	4.76%
TOTAL	63	100.00%

Only REVIEWED incidents included

Chelan Fire & Rescue

Chelan, WA

This report was generated on 5/9/2018 2:48:13 PM



Incident Statistics

Start Date: 04/01/2018 | End Date: 04/30/2018

INCIDENT COUNT			
INCIDENT TYPE		# INCIDENTS	
EMS		51	
FIRE		12	
TOTAL		63	
TOTAL TRANSPORTS (N2 and N3)			
APPARATUS	# of APPARATUS TRANSPORTS	# of PATIENT TRANSPORTS	TOTAL # of PATIENT CONTACTS
TOTAL			
PRE-INCIDENT VALUE		LOSSES	
\$0.00		\$0.00	
CO CHECKS			
424 - Carbon monoxide incident		1	
TOTAL		1	
MUTUAL AID			
Aid Type		Total	
Aid Given		1	
OVERLAPPING CALLS			
# OVERLAPPING		% OVERLAPPING	
4		6.35	
LIGHTS AND SIREN - AVERAGE RESPONSE TIME (Dispatch to Arrival)			
Station	EMS	FIRE	
S71 - City of Chelan	0:03:51	0:04:18	
S74 - Howard Flats, Chelan Airport	0:14:54	0:16:12	
S75 - South Lakeshore	0:15:45		
S76 - North Shore	0:06:46	0:04:16	
S77 - Bear Mountain, Hawks Meadow, Pat & Mikes	0:11:07	0:12:23	
AVERAGE FOR ALL CALLS		0:06:42	
LIGHTS AND SIREN - AVERAGE TURNOUT TIME (Dispatch to Enroute)			
Station	EMS	FIRE	
S71 - City of Chelan	0:01:28	0:01:03	
S74 - Howard Flats, Chelan Airport	0:02:04	0:06:28	
S75 - South Lakeshore	0:01:50		
S76 - North Shore	0:01:55	0:02:20	

Only Reviewed Incidents included. CO Checks only includes Incident Types: 424, 736 and 734. # Apparatus Transports = # of incidents where apparatus transported. # Patient Transports = # of PCR with disposition "Treated, Transported by EMS". # Patient Contacts = # of PCR contacted by apparatus. This report now returns both NEMSIS 2 & 3 data as appropriate.

S77 - Bear Mountain, Hawks Meadow, Pat & Mikes	0:02:18	0:02:48
AVERAGE FOR ALL CALLS		0:01:57
AGENCY	AVERAGE TIME ON SCENE (MM:SS)	
Chelan Fire & Rescue	20:27	

Only Reviewed Incidents included. CO Checks only includes Incident Types: 424, 736 and 734. # Apparatus Transports = # of incidents where apparatus transported. # Patient Transports = # of PCR with disposition "Treated, Transported by EMS". # Patient Contacts = # of PCR contacted by apparatus. This report now returns both NEMSIS 2 & 3 data as appropriate.

Chelan Fire & Rescue


Chelan, WA

This report was generated on 5/9/2018 2:48:46 PM



Incident Type Count per Zone for Date Range

Start Date: 04/01/2018 | End Date: 04/30/2018



ZONES	INCIDENT TYPE	COUNT
71 - City of Chelan		
	153 - Construction or demolition landfill fire	1
	321 - EMS call, excluding vehicle accident with injury	36
	510 - Person in distress, other	1
	520 - Water problem, other	1
	561 - Unauthorized burning	1
	631 - Authorized controlled burning	2
	735 - Alarm system sounded due to malfunction	1
	745 - Alarm system activation, no fire - unintentional	2
	<i>Total Incidents for 71 - City of Chelan:</i>	45
73 - Union Valley		
	341 - Search for person on land	1
	<i>Total Incidents for 73 - Union Valley:</i>	1
74 - Howard Flats, Chelan Airport		
	142 - Brush or brush-and-grass mixture fire	1
	321 - EMS call, excluding vehicle accident with injury	2
	322 - Motor vehicle accident with injuries	1
	<i>Total Incidents for 74 - Howard Flats, Chelan Airport:</i>	4
75 - South Lakeshore		

Zone information is defined on the Basic Info 3 screen of an incident.
Only REVIEWED incidents included.

ZONES	INCIDENT TYPE	COUNT
	321 - EMS call, excluding vehicle accident with injury	2
	361 - Swimming/recreational water areas rescue	1
	<i>Total Incidents for 75 - South Lakeshore:</i>	3
76 - Northshore		
	321 - EMS call, excluding vehicle accident with injury	6
	<i>Total Incidents for 76 - Northshore:</i>	6
77 - Bear Mountain, Hawks Meadow, Pat & Mikes		
	113 - Cooking fire, confined to container	1
	321 - EMS call, excluding vehicle accident with injury	1
	424 - Carbon monoxide incident	1
	<i>Total Incidents for 77 - Bear Mountain, Hawks Meadow, Pat & Mikes:</i>	3
D04 - Douglas County Fire Protection District 4, Orondo		
	324 - Motor vehicle accident with no injuries.	1
	<i>Total Incidents for D04 - Douglas County Fire Protection District 4, Orondo:</i>	1
Total Count for all Zone:		63

Zone information is defined on the Basic Info 3 screen of an incident.
Only REVIEWED incidents included.

Chelan Fire & Rescue

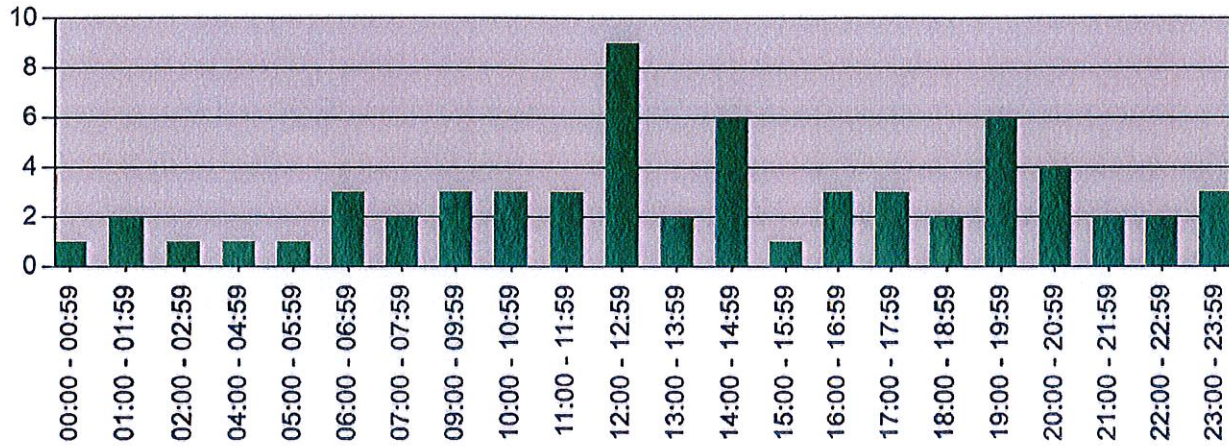
Chelan, WA

This report was generated on 5/9/2018 2:49:31 PM



Incidents by Hour for Station for Date Range

Station: All Stations | Start Date: 04/01/2018 | End Date: 04/30/2018



Hour	# Incidents
00:00 - 00:59	1
01:00 - 01:59	2
02:00 - 02:59	1
04:00 - 04:59	1
05:00 - 05:59	1
06:00 - 06:59	3
07:00 - 07:59	2
09:00 - 09:59	3
10:00 - 10:59	3
11:00 - 11:59	3
12:00 - 12:59	9
13:00 - 13:59	2
14:00 - 14:59	6
15:00 - 15:59	1
16:00 - 16:59	3
17:00 - 17:59	3
18:00 - 18:59	2
19:00 - 19:59	6
20:00 - 20:59	4
21:00 - 21:59	2
22:00 - 22:59	2
23:00 - 23:59	3

Only REVIEWED incidents included.

Chelan Fire & Rescue

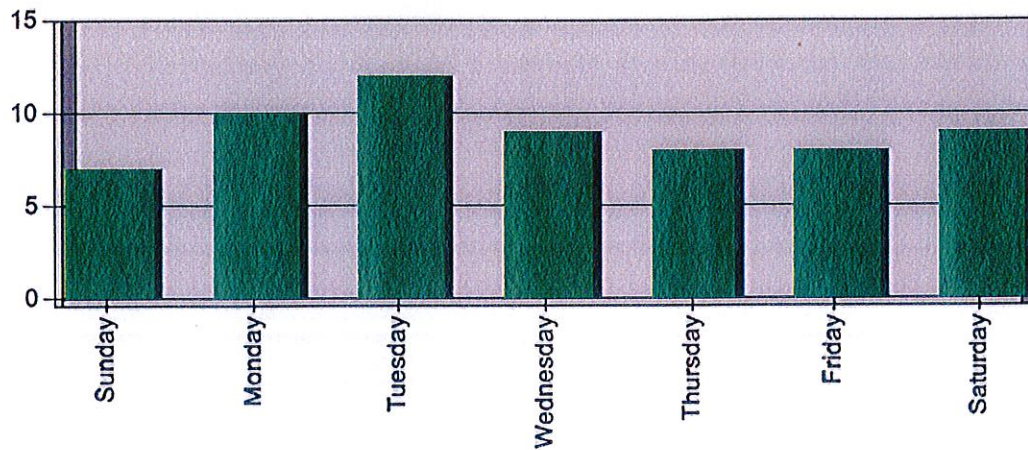
Chelan, WA

This report was generated on 5/9/2018 2:50:13 PM



Incidents by Day of the Week for Date Range

Start Incident Type: 100 | End Incident Type: 911 | Start Date: 04/01/2018 | End Date: 04/30/2018



DAY OF THE WEEK	# INCIDENTS
Sunday	7
Monday	10
Tuesday	12
Wednesday	9
Thursday	8
Friday	8
Saturday	9
TOTAL	63



**EMERGENCY
REPORTING™**

emergencyreporting.com

Doc Id: 1284

Page # 1

Chelan Fire & Rescue


Chelan, WA

This report was generated on 5/9/2018 2:50:39 PM



Incidents by Month for Month Range

Start Month: January | End Month: April | Year: 2018



MONTH	INCIDENTS
January	72
February	61
March	77
April	63

Only REVIEWED incidents included

Chelan Fire & Rescue

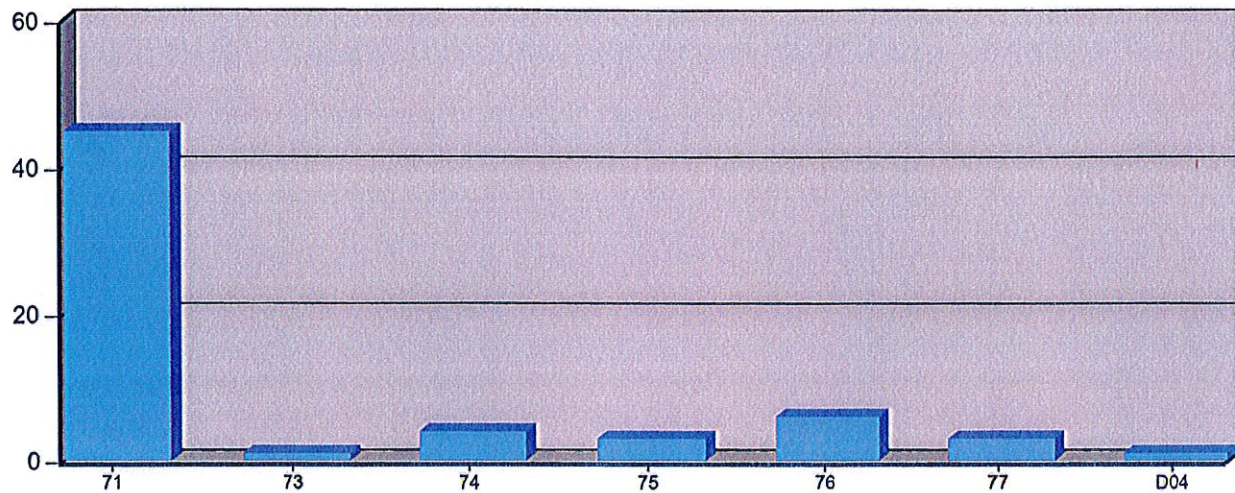
Chelan, WA

This report was generated on 5/9/2018 2:51:03 PM



Incident Count per Zone for Date Range

Start Date: 04/01/2018 | End Date: 04/30/2018



ZONE	# INCIDENTS
71 - City of Chelan	45
73 - Union Valley	1
74 - Howard Flats, Chelan Airport	4
75 - South Lakeshore	3
76 - Northshore	6
77 - Bear Mountain, Hawks Meadow, Pat & Mikes	3
D04 - Douglas County Fire Protection District 4, Orondo	1

TOTAL: 63

Zone information is defined on the Basic Info 3 screen of an incident. Only REVIEWED incidents included. Archived Zones cannot be unarchived.

Chelan Fire & Rescue

Chelan, WA

This report was generated on 5/9/2018 2:51:29 PM



Count of Overlapping Incidents for Month for Year

Month: April | Year: 2018

# OVERLAPPING	% OVERLAPPING	TOTAL
4	6.35	63

OVERLAPPING INCIDENT DETAILS					
ALARM	CLEAR/CANCEL	INCIDENT #	INCIDENT TYPE	STATION	ZONE
4/1/2018					
4/1/2018 12:15:43 PM	4/1/2018 12:28:41 PM	2018-213	321	S76 - North Shore	Northshore
4/1/2018 12:26:27 PM	4/1/2018 1:02:42 PM	2018-214	321	S76 - North Shore	Northshore
4/23/2018					
4/23/2018 5:48:38 AM	4/23/2018 6:10:13 AM	2018-254	321	S71 - City of Chelan	City of Chelan
4/23/2018 6:07:35 AM	4/23/2018 6:21:04 AM	2018-255	321	S71 - City of Chelan	City of Chelan

Percentage of incidents overlapping from total incidents in month, year. Compared incident time range as either Alarm to Cancel or Alarm to Clear for incidents that have either Cancel or Clear time recorded. Reviewed calls only. Group by date. Displays date, incident number, incident type (numeric only), zone, and station.



**EMERGENCY
REPORTING™**

emergencyreporting.com

Doc Id: 1120

Page # 1

Chelan Fire & Rescue

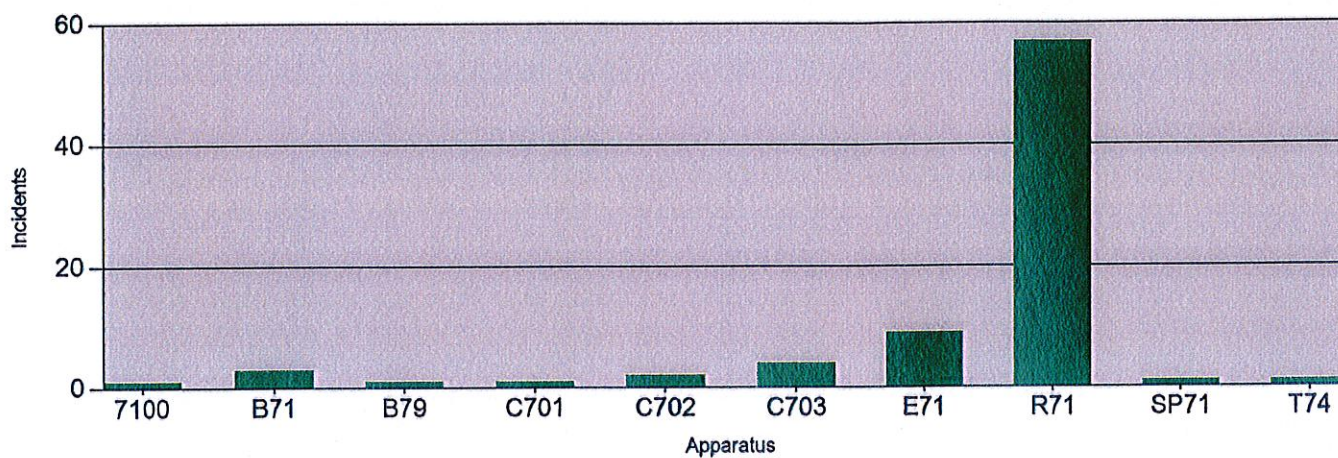
Chelan, WA

This report was generated on 5/9/2018 2:51:56 PM



Incident Count per Apparatus for Date Range

Start Date: 04/01/2018 | End Date: 04/30/2018



APPARATUS	# of INCIDENTS
7100	1
B71	3
B79	1
C701	1
C702	2
C703	4
E71	9
R71	57
SP71	1
T74	1

Cancelled apparatus (per the THIS APPARATUS WAS CANCELLED checkbox on Basic Info 4) not included.
Only REVIEWED incidents included.