

CHELAN FIRE AND RESCUE



**October 2018
Incident Statistics**

Chelan Fire & Rescue

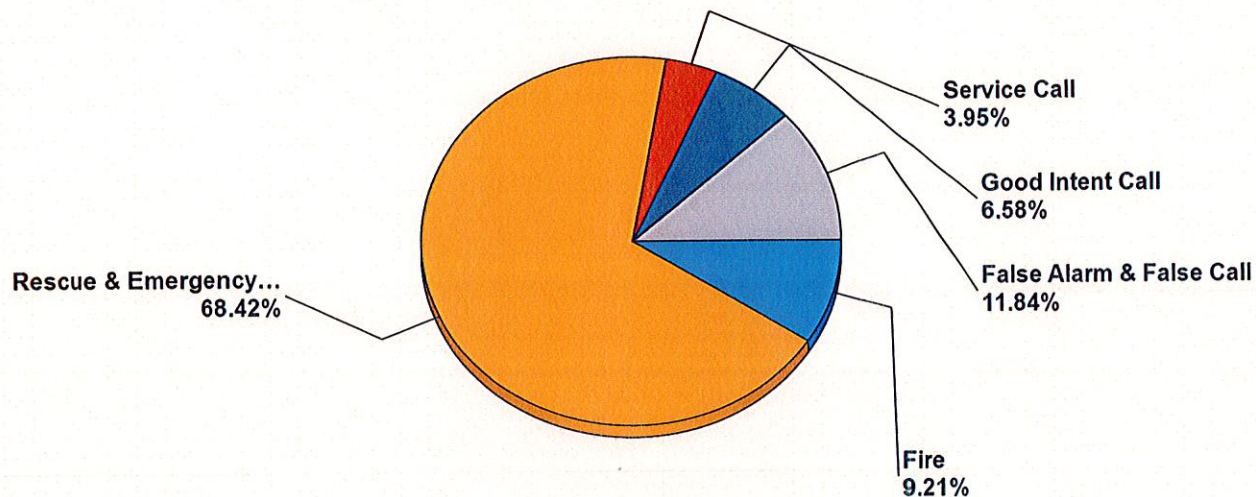
Chelan, WA

This report was generated on 11/13/2018 11:05:16 AM



Response Activity Breakdown by Category for Date Range

Start Date: 10/01/2018 | End Date: 10/31/2018



MAJOR INCIDENT TYPE	# INCIDENTS	% of TOTAL
Fire	7	9.21%
Rescue & Emergency Medical Service Incident	52	68.42%
Service Call	3	3.95%
Good Intent Call	5	6.58%
False Alarm & False Call	9	11.84%
TOTAL	76	100.00%

Only REVIEWED incidents included

Chelan Fire & Rescue

Chelan, WA

This report was generated on 11/13/2018 11:06:54 AM



Incident Statistics

Start Date: 10/01/2018 | End Date: 10/31/2018

INCIDENT COUNT			
INCIDENT TYPE		# INCIDENTS	
EMS		52	
FIRE		24	
TOTAL		76	
TOTAL TRANSPORTS (N2 and N3)			
APPARATUS	# of APPARATUS TRANSPORTS	# of PATIENT TRANSPORTS	TOTAL # of PATIENT CONTACTS
0	0	0	0
BC7	0	0	2
E71	0	1	1
R71	1	24	24
TOTAL	1	25	27
PRE-INCIDENT VALUE		LOSSES	
\$0.00		\$0.00	
CO CHECKS			
TOTAL			
MUTUAL AID			
Aid Type		Total	
Aid Given		4	
OVERLAPPING CALLS			
# OVERLAPPING		% OVERLAPPING	
14		18.42	
LIGHTS AND SIREN - AVERAGE RESPONSE TIME (Dispatch to Arrival)			
Station	EMS	FIRE	
Bear Mountain, Hawks Meadow, Pat & Mikes	0:12:19	0:12:19	
Chelan County		0:33:07	
Chelan Falls	0:05:29		
City of Chelan	0:04:19	0:10:18	
Douglas County		1:09:52	
Howard Flats, Chelan Airport	0:17:04		
North Shore	0:07:35	0:07:36	
South Lakeshore	0:17:38	0:16:45	
AVERAGE FOR ALL CALLS		0:09:23	

Only Reviewed Incidents included. CO Checks only includes Incident Types: 424, 736 and 734. # Apparatus Transports = # of incidents where apparatus transported. # Patient Transports = # of PCR with disposition "Treated, Transported by EMS". # Patient Contacts = # of PCR contacted by apparatus. This report now returns both NEMSIS 2 & 3 data as appropriate.

LIGHTS AND SIREN - AVERAGE TURNOUT TIME (Dispatch to Enroute)

Station	EMS	FIRE
Bear Mountain, Hawks Meadow, Pat & Mikes	0:03:15	0:02:19
Chelan County		0:06:51
Chelan Falls	0:01:18	
City of Chelan	0:01:42	0:04:48
Douglas County		0:11:52
Howard Flats, Chelan Airport	0:02:27	
North Shore	0:02:18	0:02:03
South Lakeshore	0:06:47	0:07:43
AVERAGE FOR ALL CALLS		0:03:24
AGENCY		AVERAGE TIME ON SCENE (MM:SS)
Chelan Fire & Rescue		30:42

Only Reviewed Incidents included. CO Checks only includes Incident Types: 424, 736 and 734. # Apparatus Transports = # of incidents where apparatus transported. # Patient Transports = # of PCR with disposition "Treated, Transported by EMS". # Patient Contacts = # of PCR contacted by apparatus. This report now returns both NEMSIS 2 & 3 data as appropriate.

Chelan Fire & Rescue

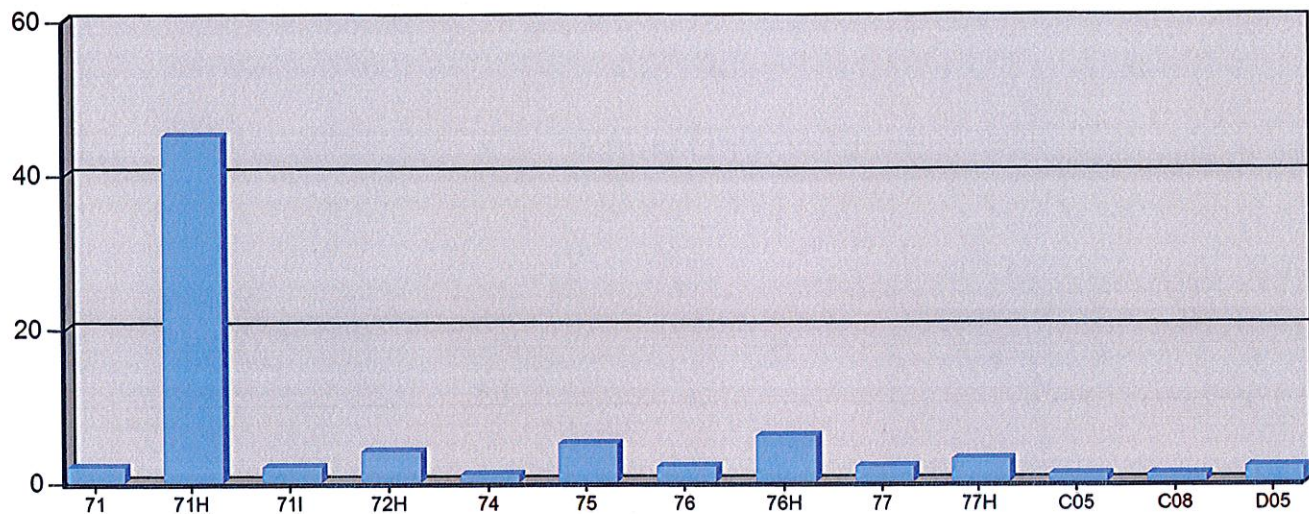
Chelan, WA

This report was generated on 11/13/2018 11:08:21 AM



Incident Count per Zone for Date Range

Start Date: 10/01/2018 | End Date: 10/31/2018



ZONE	# INCIDENTS
71 - City of Chelan	2
71H - City of Chelan with Hydrants	45
71I - City of Chelan Industrial (Chelan Fruit)	2
72H - Chelan Falls with Hydrants	4
74 - Howard Flats	1
75 - South Lakeshore	5
76 - Northshore	2
76H - Northshore with Hydrants	6
77 - Bear Mountain, Hawks Meadow, Pat & Mikes	2
77H - Bear Mountain & Clos Chevalle with Hydrants	3
C05 - Chelan County Fire Protection District 5	1
C08 - Chelan County Fire Protection District 8	1
D05 - Douglas County Fire Protection District 5, Mansfield	2
TOTAL:	76

Zone information is defined on the Basic Info 3 screen of an incident. Only REVIEWED incidents included.
Archived Zones cannot be unarchived.

Chelan Fire & Rescue

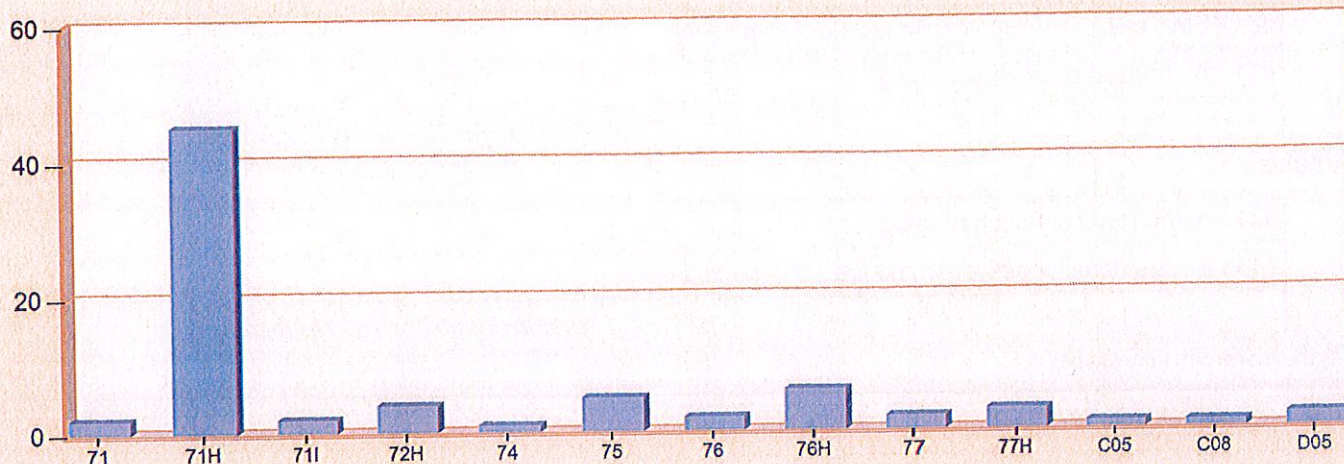
Chelan, WA

This report was generated on 11/13/2018 11:07:41 AM



Incident Type Count per Zone for Date Range

Start Date: 10/01/2018 | End Date: 10/31/2018



ZONES	INCIDENT TYPE	COUNT
71 - City of Chelan		
	321 - EMS call, excluding vehicle accident with injury	1
	631 - Authorized controlled burning	1
	<i>Total Incidents for 71 - City of Chelan :</i>	2
71H - City of Chelan with Hydrants		
	100 - Fire, other	1
	321 - EMS call, excluding vehicle accident with injury	34
	322 - Motor vehicle accident with injuries	1
	324 - Motor vehicle accident with no injuries.	1
	554 - Assist invalid	1
	710 - Malicious, mischievous false call, other	1
	743 - Smoke detector activation, no fire - unintentional	3
	745 - Alarm system activation, no fire - unintentional	3
	<i>Total Incidents for 71H - City of Chelan with Hydrants:</i>	45
71I - City of Chelan Industrial (Chelan Fruit)		
	111 - Building fire	1
	743 - Smoke detector activation, no fire - unintentional	1
	<i>Total Incidents for 71I - City of Chelan Industrial (Chelan Fruit):</i>	2
72H - Chelan Falls with Hydrants		
	321 - EMS call, excluding vehicle accident with injury	4
	<i>Total Incidents for 72H - Chelan Falls with Hydrants:</i>	4

Zone information is defined on the Basic Info 3 screen of an incident.
Only REVIEWED incidents included.

ZONES	INCIDENT TYPE	COUNT
74 - Howard Flats		
	321 - EMS call, excluding vehicle accident with injury	1
	<i>Total Incidents for 74 - Howard Flats :</i>	1
75 - South Lakeshore		
	132 - Road freight or transport vehicle fire	1
	321 - EMS call, excluding vehicle accident with injury	2
	631 - Authorized controlled burning	2
	<i>Total Incidents for 75 - South Lakeshore:</i>	5
76 - Northshore		
	631 - Authorized controlled burning	1
	743 - Smoke detector activation, no fire - unintentional	1
	<i>Total Incidents for 76 - Northshore:</i>	2
76H - Northshore with Hydrants		
	321 - EMS call, excluding vehicle accident with injury	4
	324 - Motor vehicle accident with no injuries.	1
	554 - Assist invalid	1
	<i>Total Incidents for 76H - Northshore with Hydrants:</i>	6
77 - Bear Mountain, Hawks Meadow, Pat & Mikes		
	321 - EMS call, excluding vehicle accident with injury	2
	<i>Total Incidents for 77 - Bear Mountain, Hawks Meadow, Pat & Mikes:</i>	2
77H - Bear Mountain & Clos Chevalle with Hydrants		
	113 - Cooking fire, confined to container	1
	322 - Motor vehicle accident with injuries	1
	561 - Unauthorized burning	1
	<i>Total Incidents for 77H - Bear Mountain & Clos Chevalle with Hydrants:</i>	3
C05 - Chelan County Fire Protection District 5		
	631 - Authorized controlled burning	1
	<i>Total Incidents for C05 - Chelan County Fire Protection District 5:</i>	1
C08 - Chelan County Fire Protection District 8		
	111 - Building fire	1
	<i>Total Incidents for C08 - Chelan County Fire Protection District 8:</i>	1
D05 - Douglas County Fire Protection District 5, Mansfield		
	142 - Brush or brush-and-grass mixture fire	2
	<i>Total Incidents for D05 - Douglas County Fire Protection District 5, Mansfield:</i>	2
Total Count for all Zone:		76

Zone information is defined on the Basic Info 3 screen of an incident.
Only REVIEWED incidents included.

Chelan Fire & Rescue

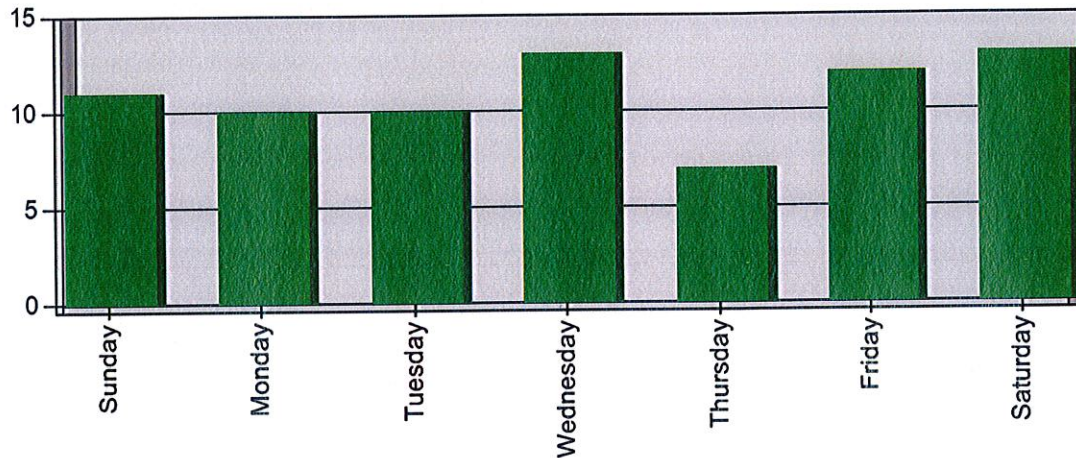
Chelan, WA

This report was generated on 11/13/2018 11:09:14 AM



Incidents by Day of the Week for Date Range

Start Incident Type: 100 | End Incident Type: 911 | Start Date: 10/01/2018 | End Date: 10/31/2018



DAY OF THE WEEK	# INCIDENTS
Sunday	11
Monday	10
Tuesday	10
Wednesday	13
Thursday	7
Friday	12
Saturday	13
TOTAL	76

Chelan Fire & Rescue

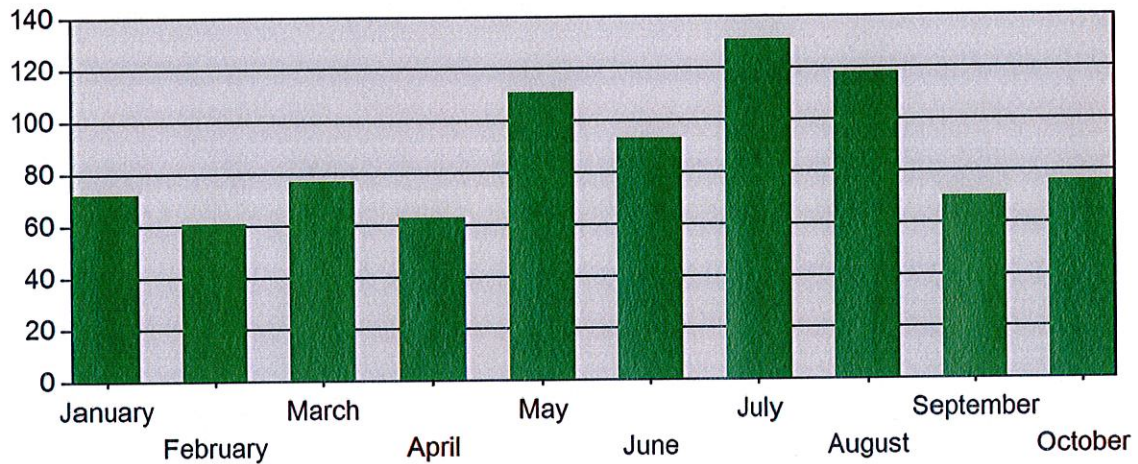
Chelan, WA

This report was generated on 11/13/2018 11:09:53 AM



Incidents by Month for Month Range

Start Month: January | End Month: October | Year: 2018



MONTH	INCIDENTS
January	72
February	61
March	77
April	63
May	111
June	93
July	131
August	118
September	70
October	76

Only REVIEWED incidents included

Tim Lemon

Subject: FW: Chelan Fire and Rescue responded to 16 emergency calls for service last week

Year-to-date and past years Emergency Response tallies.

Summer is here and call volume is picking up. Here is a running history of emergency response

	2018	2017	2016	2015	2014	2013	2012	2011	2010
January	72	62	59	54	43	60	48	53	56
February	61	32	48	44	67	44	63	34	46
March	77	67	52	62	63	52	50	59	52
April	63	52	75	61	67	62	48	61	57
May	111	93	74	93	81	88	71	71	85
June	93	91	76	86	73	79	71	70	61
July	131	124	138	135	124	118	120	91	106
August	118	117	129	142	86	113	120	107	87
September	70	90	65	82	70	79	90	76	49
October	76	87	58	63	60	63	69	61	64
November		65	56	54	59	62	47	82	49
December		58	55	45	50	52	56	50	56
TOTAL		938	885	921	843	872	853	815	768